

# more

It's who we are.

CASE & TRAY  
PACKERS

SHRINK  
WRAPPERS

CARTONERS

SLEEVERS



EMPLOYEE OWNED, CUSTOMER DRIVEN.



At Douglas, we put  
**more** behind your brands.

#### Pride of ownership...

It's our way of ensuring that nobody works harder to give you more.

As a 100% employee-owned company, we take personal pride in designing, building, and supporting the world's best packaging machines. This vision unites us as a team every day, and is the cornerstone of our customer-driven culture.

From each of our over 700 employee owners, we welcome and appreciate the opportunity to serve you.

#### Our Commitment...

We take nothing for granted in our efforts to create solutions and provide services that enrich the lives of everyone we serve. In a world with infinite choices, we strive to rise above in ways that matter most.

#### Our Mission:

To enrich lives by providing differentiated packaging automation and services.

#### Our Values:

The core of our values is an abiding respect for Biblically-based business principles. To us this means conducting business in a manner that is legal, ethical, moral and healthy to the faith-based spiritual life of every employee owner, customer, supplier and competitor.

- **Unwavering Integrity**

We refuse to compromise our ethics and high professional standards in order to achieve desired outcomes.

- **Servant's Heart**

We possess a never-ending desire to serve and support others.

- **Ownership Spirit**

Our passion for employee ownership is demonstrated in everything we do.

- **Continuous Innovation & Improvement**

We challenge the status quo and strive for excellence in all our work.

In every aspect of your relationship with us, you will experience 100% commitment to a partnership that ensures your brand is represented with quality, integrity, and pride.



EMPLOYEE OWNED, CUSTOMER DRIVEN.





# Horizontal Load Case & Tray Packing

Combining the science of speed with the art of precise product control

For mid to high-speed case and tray packing applications, horizontal load solutions often provide efficiencies and speeds not attainable with other packing methods. At Douglas, we understand that efficient automation at this level

requires innovative design and precise control. We continually strive to develop and apply the most effective technology to control your product and packaging materials, delivering consistent operation shift after shift.

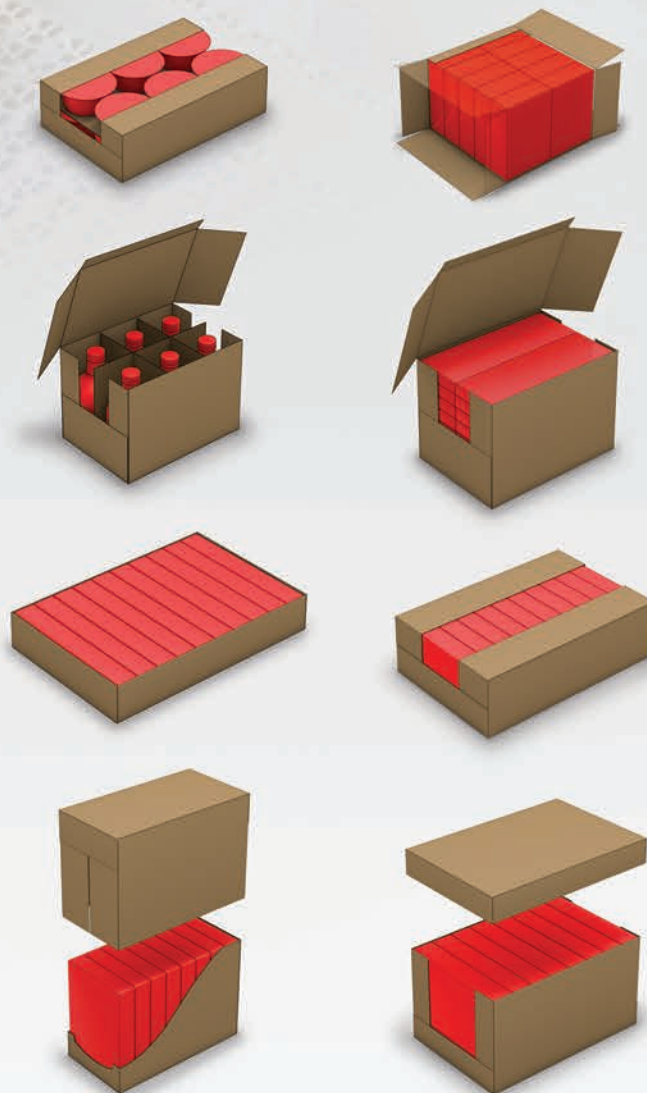
## Intermittent Motion

- Greater utilization through precise and repeatable changeovers
- Case forming and sealing systems engineered to produce optimal package quality
- Sanitary construction options to meet environmental and cleaning requirements
- Precise and repeatable machine motions - velocity, speed, and position control
- Engineered and proven product handling, collation, and loading technology
- More speed, more control, more efficiency, more flexibility

**Invex® IM:** Unprecedented efficiency and economy. The Invex IM blends the perfect combination of technology and design to achieve high performance for mid-range case packing applications.

**Axiom® IM:** Maximum performance. The Axiom IM offers industry leading speed and efficiency, and is extremely adaptable to meet the most demanding applications.

Horizontal load packages



## Continuous Motion

- Flexibility for high-speed food and beverage applications
- Automatic partition inserting for bottle applications
- High-speed product handling and grouping systems
- Continuous motion case forming, compression, and sealing

**Axiom® DL:** Compact continuous motion performance. The Axiom DL uses inline product flow and direct product loading into the case.

**Axiom® ARC:** High-speed continuous motion case and tray packing. The loading system of the Axiom ARC is truly unique in the marketplace, providing the ultimate product control and efficiency at industry leading speeds.





# Top or Bottom Load Case & Tray Packing

Innovative loading solutions accommodate a wide variety of unique package designs



## Top Load Case & Tray Packing

Our top loading and product collation technologies are designed to meet very specific product needs. We pay attention to every detail, ensuring optimum interaction between product, packaging materials, and machinery to create the most effective solutions for your application.

- Simple 2-axis and Delta III vision guided robotic technologies
- Vertical pack product collation and loading for display cases
- Case erecting, sealing, and lidding (tape or glue)

**TriVex® RL:** Stand-alone top loader offering highly flexible case handling and infeed configurations.

**TriVex® RLi:** Complete integrated system for erecting, loading, and sealing cases in one compact machine.

## Bottom Load Case Packing

The design of bottom load case packers evolved from unique customer and application requirements. The compact footprint, pre-load product collation, smooth case loading, and use of top or bottom load RSC cases provide an automation alternative when top loading is not a suitable solution.

- Ideal for heavy products or products that are difficult to pick and place load
- Gentler product handling alternative to drop packers
- Durable construction, servo motions, and active case flap folding
- Applications include tubs, jugs, bottles, and cartons


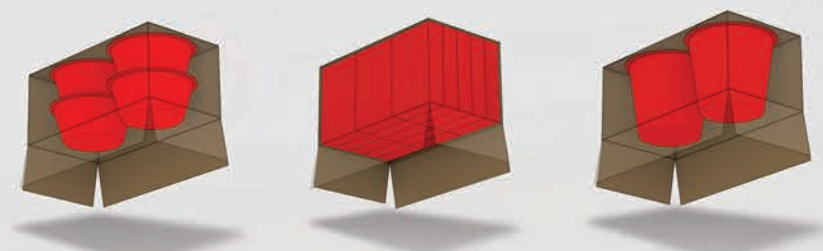
**Ascend™:** Complete bottom load case packing solution.



Top load packages



Bottom load packages





# Shrink Wrap & Tray Packing

Industry leading performance, package appearance, and durability

Available as stand-alone or fully integrated systems for film-only, pad, u-board, and tray applications, Douglas gives you more with Contour™ Series shrink wrap technology. More operational advantages, more consumer appeal, more of everything you need to stay ahead of the pack.

The Contour™ Series offers a full spectrum of innovative features that maximize speed and easily accommodate large size ranges and pack patterns for the food and beverage industries.

### Innovations and Benefits


- Industry leading package quality as the result of investments in proprietary shrink tunnel technology that delivers minimal graphic distortion, consistent bull's-eyes, and a tighter, more durable wrap
- Infeed rail changeover features and conveyor speed modulation optimize performance of the Smartrak® II mass flow infeed system
- Slipstream® pinless metering technology is the most flexible collating and metering system on the market, capable of running cans, jars, bottles, cartons, and Hi-cone packs
- Options for multi-stream shrink packaging increases throughput by running 2 or 3 lanes of packages

### Additional package flexibility:


- Dual-stream 3 or 4 sided trays for small count retail and shelf ready packages
- Nested patterns and tray-on-tray stacking
- Handle application



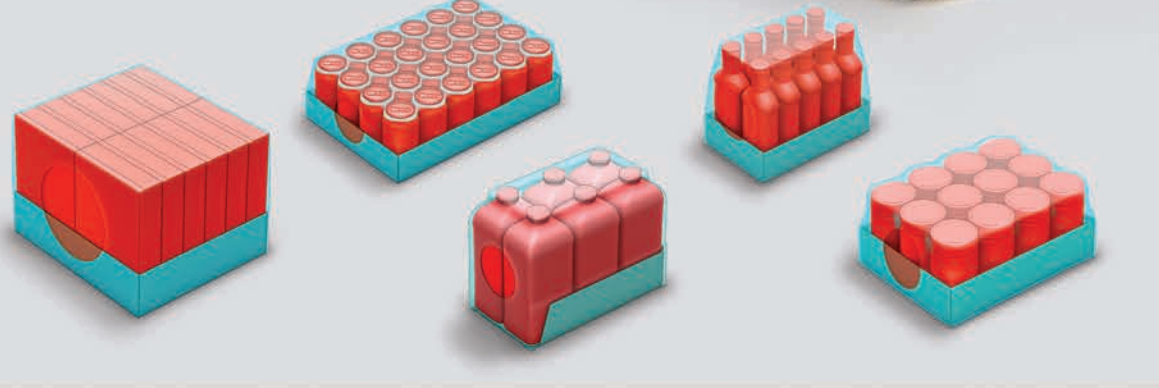
Film only packages



Pad-shrink packages




Tray-shrink packages



### Contour™ SPS-Series

Complete integrated machine for loose product collating, tray packing, and shrink wrapping. Additional package options make the SPS-Series our most flexible system.

- Film only shrink wrapping
- Base support pads
- Dual and triple stream



### Contour™ M-Series

Fully integrated machine for collating and shrink wrapping without base trays.

### Contour™ T-Series

Product collating and tray packing solution. Ideal for applications without shrink wrapping or where stand-alone machines are preferred.

### Contour™ S-Series


The S-Series shrink wrappers provide shrink wrapping for applications with upstream product collating and tray packing.



### VS-Series

Compact VS-Series shrink wrappers provide economical shrink wrapping of tray packed product.

- Low and mid-speed applications
- Single-roll technology






# Cartoning, Sleeving, and Multipacking

Highly adaptable, exceptional efficiencies, maximum package appeal

Our paperboard cartoners, sleevers, and multipackers offer solutions for a wide variety of product types and sizes, carton and sleeve styles, and pack configurations. Featuring servo technology and adaptable platforms, we deliver leading-edge results that will result in greater throughput, less waste, and enhanced production efficiency.



Carton and sleeve packages



**Vectra®:** High-speed, sanitary cartoner for frozen, chilled, and dry goods food applications.

- Available in continuous or intermittent motion configurations
- Flexible machine platform with 6", 9", 12", or 15" pitches
- Speeds to 300 cartons/min
- Open architecture design allows for easy adaptation to a variety of food applications
- Sanitary design suitable for aseptic beverages and frozen, chilled, and dry goods food applications
- Plant conditions ranging from dry to hostile washdown

**Vantra™ IM:** Compact and economical low to mid-speed intermittent motion cartoner capable of producing both cartons and trays on a single machine.

- Standard 11.25" pitch (customizable to non-standard pitches)
- Speeds up to 55 cartons/trays per minute
- Automated product collation or hand load options available
- Hygienic sheet metal frame structure with standoff bearing mounts

**Spectrum®:** High-speed multipacker for cartoning beverage cans and bottles.

- 4 to 24 count cartons
- Knockdown and accordion style cartons
- Rotary and air assisted carton setups
- Multiple diameter capabilities
- Side-select and pin-wheel metering systems
- Seating wheel loading
- Live overhead carton squaring
- Speeds to 250 cartons/min

**Apex™:** High-speed, innovative sleeving solutions for wraparound, drop-through, or neck-through sleeve configurations.

- Top, bottom, or offset bottom seals
- Top or bottom gussets
- Shelf ready product visibility
- Speeds to 300 sleeves/min
- Corrosion resistant tubular stainless steel frame







# Customer Driven

## After Sale Support

What do we mean by customer driven? Simply put, it means we listen, and we respond. As part of our commitment to provide **MORE** for today's packagers, we offer exceptional programs designed to keep your operation on the move and improve your bottom line.

The Douglas **Reliability Assurance Program** provides timely and comprehensive machine inspection, audit, and analysis services to reach your maintenance goals and ensure maximum productivity.



Our exclusive **PartsDirect™** program provides a single, convenient source for your replacement parts. With this comprehensive program, you're always ensured the guaranteed best price in addition to immediate, single source availability for all OEM replacement parts regardless of brand.



Testimony to the confidence we have in the quality of our equipment and the people who build them, Douglas offers the strongest **Warranty Program** in the business. With total commitment to machine performance, and the lowest total cost of ownership available, nobody delivers like Douglas.



Douglas is proud to provide world class service for all of our customers' needs. **Technical support staff** is available to personally answer your phone calls every day of the week. Remote Service Technicians are located throughout the United States to offer local support as quickly as possible.

Our team is dedicated to assisting you throughout the life of your equipment, with expertise in used equipment capabilities and available retrofits for existing equipment to support new products, pack patterns, and materials.



When you choose Douglas, feel free to expect more.  
**More knowledge, more innovation, more quality, more support.**  
More of everything you need in a secondary packaging partner.



EMPLOYEE OWNED, CUSTOMER DRIVEN.

Alexandria, MN USA • Tel: 320.763.6587 • email: [info@douglas-machine.com](mailto:info@douglas-machine.com)